

Basic features

Application	CC-Link
Approval/Conformity	CE cULus WEEE

Electrical connection

Bending radius min., fixed cable	5 x D
Bending radius min., flexible cable	8 x D
Cable	PVC Shielded Red, 0.6 m
Cable diameter D	7.70 mm ±0.30 mm
Conductor cross-section	20 AWG
Connection 1	M12x1-Female, straight, 5-pin, A-coded
Connection 2	M12x1-Male, straight, 4-pin, A-coded
Number of conductors	3
System	Molded/Molded

Electrical data

Operating voltage U_b	250 VDC / 250 VAC
Rated current (40 °C)	4.0 A
Surge impedance	110 Ohm ±15 Ohm

Remarks

Cable constructed per UL-Style CM UL/CSA 75°C / PLTC
 Flame resistant per UL 1685 (CSA FT4)
 Enclosure rating per IEC 60529 or 20653, only in screwed state with the associated mating piece.

Environmental conditions

Cable temperature, fixed routing	-40...70 °C
IP rating	IP67, IP68, IP69K/IP67, IP68, IP69K

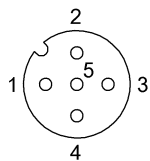
Material

Cable jacket material, note	Shielded
Cable jacket, material	PVC
Cable shield	Copper braid, tin-plated
Material contact carrier	PUR/PUR
Material contacts	Bronze/Brass
Material cover nut	Die-cast zinc/Die-cast zinc
Material grip	PUR/PUR

Mechanical data

Cable jacket, color	Red
Cable length L	0.60 m
Tightening torque pigtail	0.6 Nm/0.6 Nm

Connector Drawings



I

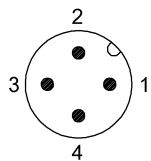
PIN 1: shield

PIN 2: white

PIN 3: yellow

PIN 4: blue

PIN 5: not used



II

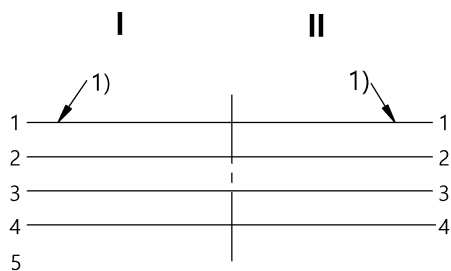
PIN 1: shield

PIN 2: white

PIN 3: yellow

PIN 4: blue

Wiring Diagrams



1) Shield on PIN 1